

Using a Flexible Spending Account (FSA) is a great way to stretch your benefit dollars. You use before-tax dollars in your FSA to reimburse yourself for eligible out-of-pocket medical and dependent care expenses. That means you can enjoy tax savings and increased take-home pay—all with the convenience of a prepaid Card.

WHAT IS AN FSA?

With an FSA, you elect to have your annual contribution (up to the \$2,750 set by the IRS) deducted from your paycheck each pay period, in equal installments throughout the year, until you reach the yearly maximum you have specified. The amount of your pay that goes into an FSA will not count as taxable income, so you will have immediate tax savings. FSA dollars can be used during the plan year to pay for qualified expenses and services.

- A Healthcare FSA allows reimbursement of qualifying out-of-pocket medical expenses.
- A Limited Purpose Medical FSA works with a qualified high deductible health plan (HDHP) and Health Savings Account (HSA). A limited FSA only allows reimbursement for vision and dental expenses.
- A Dependent Care FSA allows reimbursement of dependent care expenses, such as daycare) incurred by eligible dependents.



With all FSA account types, you'll receive access to a secure, easy-to-use web portal where you can track your account balance, view your claim history and submit requests for reimbursements.

In addition, you'll receive a convenient Card to make it easy to pay for eligible services and products not covered by your health insurance. When you use your card, payments are automatically withdrawn from your account. Just swipe and go. It's that easy. Save your receipts! Most expenses can be validated through the card transaction but you may be prompted to provide a copy of the receipt for certain transactions in accordance to IRS regulations. When required, receipts can be easily sent uploaded to either the consumer portal online or, through the mobile app. It's as simple as taking a picture of the receipt using the camera on your mobile device!

WITH AN FSA YOU CAN:

An FSA is a great way to pay for expenses with pre-tax dollars.

- **Enjoy significant tax savings** with pre-tax deductible contributions and tax-free reimbursements for qualified plan expenses
- **Quickly and easily access funds** using the prepaid Card at point of sale, or request to have funds directly deposited to your bank account via online or mobile app
- **Reduce filing hassles and paperwork** by using your prepaid Card
- **Enjoy secure access** to accounts using a convenient Consumer Portal available 24/7/365
- **Manage your FSA "on the go"** with an easy-to-use mobile app
- **File claims easily online** (when required) and let the system determine approval based on eligibility and availability of funds
- **Stay up to date on balances** and action required with automated email alert and convenient portal and mobile home page messages
- **Get one-click answers** to benefits questions



IS AN FSA RIGHT FOR ME?

An FSA is a great way to pay for expenses with pre-tax dollars.

A Healthcare FSA could save you money if you or your dependents:

- Have out-of-pocket expenses like co-pays, coinsurance, or deductibles for health, prescription, dental or vision plans
- Have a health condition that requires the purchase of prescription medications on an ongoing basis
- Wear glasses or contact lenses or are planning LASIK surgery
- Need orthodontia care, such as braces, or have dental expenses not covered by your insurance

A Dependent Care FSA provides pre-tax reimbursement of out-of-pocket expenses related to dependent care. This benefit may make sense if you (and your spouse, if married) are working or in school, and:

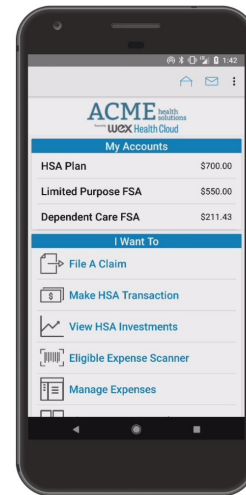
- Your dependent children under age 13 attend daycare, after-school care or summer day camp
- You provide care for a person of any age whom you claim as a dependent on your federal income tax return and who is mentally or physically incapable of caring for himself or herself

GRACE PERIOD

The grace period allows you an additional 2 ½ months beyond the end of the plan year to incur eligible health care expenses, therefore allowing you to incur expenses up until **March 15, 2021 for the 2020 plan year**. In other words, you have a total of 14 ½ months to utilize your 12-month election.

How it works: All grace period expenses will be paid out of your “prior” plan year balance automatically, thereby helping you to “use up” your prior plan year balance first. Once the prior plan year balance is exhausted, the remaining claims will be applied toward the current plan year.

*The amount you save in taxes with a Flexible Spending Account will vary depending on the amount you set aside in the account; your annual earnings; whether or not you pay Social Security taxes; the number of exemptions and deductions you claim on your tax return; your tax bracket and your state and local tax regulations. Check with your tax advisor for information on how participation will affect your tax savings.



Above: With the convenience of a mobile device, you can see your available balance anywhere, anytime as well as file claims and upload receipts.

PLAN AHEAD

Before you enroll, you must first decide how much you want to contribute to your account(s). You will want to spend some time estimating your anticipated eligible medical and dependent care expenses for the 2020 calendar year.

Be sure to estimate your healthcare expenses carefully as money left unspent in your Healthcare FSA at the end of the year will be forfeited if you are not able to spend it within the allotted grace period. Expenses incurred during this grace period are charged to the prior year's balance before the current year's money is touched.