

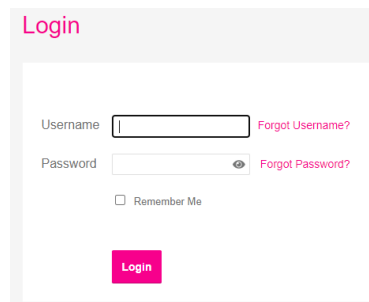
Direct deposit will help you receive your reimbursement sooner!

Using a Flexible Spending Account (FSA) or Health Reimbursement Arrangement (HRA) is a great way to stretch your benefit dollars. Direct deposit is a fast, easy and secure way to receive reimbursements of qualifying out-of-pocket medical expenses.

Once your claim is filed and processed, the reimbursement will be automatically deposited in your bank account. You will receive a notification of the amount deposited. No more special trips to the bank. Simple as that!

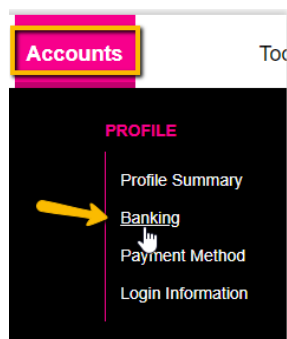
Signing up for direct deposit is easy – just follow these step-by-step instructions.

1. Navigate to the [isolved Benefit Services login page](#).

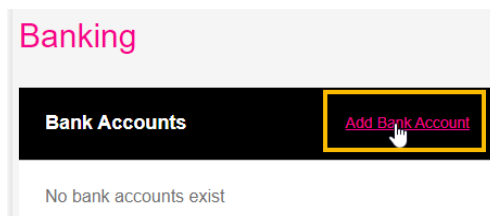


For security purposes, it is important for you to login to setup your Username and Password. isolved Benefit Services provides you with a 120-day timeframe to access your account to assist with the security of your account. If you access your account after the 120-day timeframe, you will need to contact solved Benefit Services to receive a temporary password.

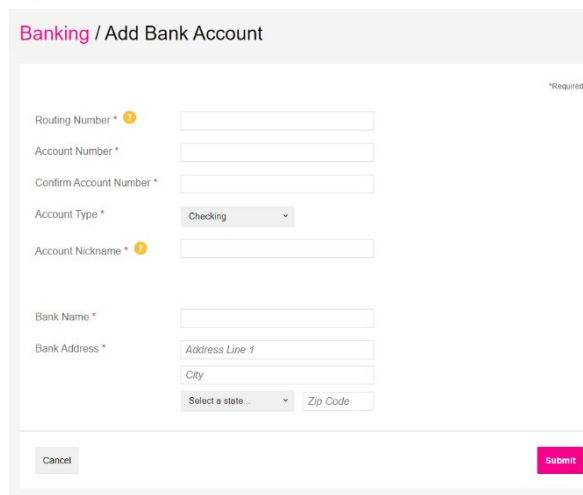
2. Enter your Username and Password. First time users will login using lower case first initial, last name and last four digits of your Social Security Number as both Username and Password.



3. On the **Home Page**, click on **Accounts** tab, select **Banking** in the menu below.



4. Click **Add Bank Account**.



5. **Submit** your banking information and begin receiving claim funds quickly through direct deposit.

Remember, you can now **go mobile** by using your smart phone to access:

- FSA Account balances
- Submit claims for reimbursement
- Send receipts using a mobile device's camera
- Configure alerts via text message

Easily check information now using an iPhone, iPod Touch, iPad or Android-powered device.