

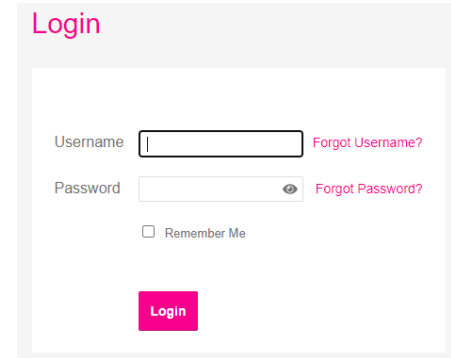
isolved Benefit Services provides all Flexible Spending Account (FSA) and Health Reimbursement Arrangement (HRA) participants with an online portal that provides anytime access to view and manage account information. One of the many features available is the capability to review your account claim information.

Claims

To view your balance, follow these steps:

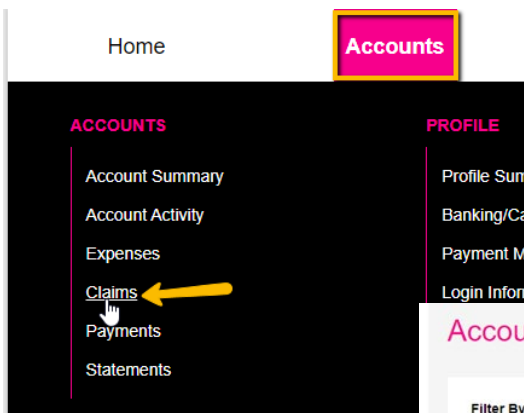
1. Navigate to the [isolved Benefit Services login page](#).

For security purposes, it is important for you to login to setup your Username and Password. isolved Benefit Services provides you with a 120-day timeframe to access your account to assist with the security of your account. If you access your account after the 120-day timeframe, you will need to contact isolved Benefit Services to receive a temporary password.



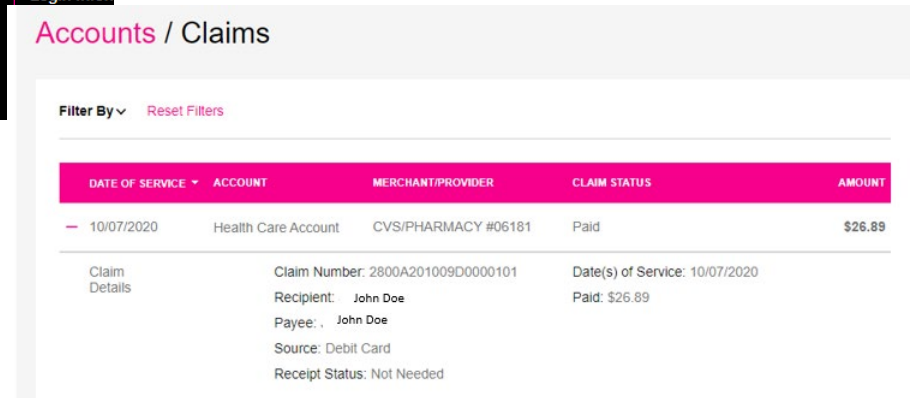
2. Enter your Username and Password. First time users will login using lower case first initial, last name and last four digits of your Social Security Number as both Username and Password.

The Claims page provides you with a complete view of all your claims from all accounts on one page. The page displays your account, claim status, receipt status, claim summary level and details of your claim. Click on any claim to view details.



To view your claims, either click on your account from the Home Page or click on Accounts, Claims.

This will show you claims you have submitted. Click on the “plus” to view details on a claim.



DATE OF SERVICE	ACCOUNT	MERCHANT/PROVIDER	CLAIM STATUS	AMOUNT
10/07/2020	Health Care Account	CVS/PHARMACY #06181	Paid	\$26.89

Claim Details

Claim Number: 2800A201009D0000101
Date(s) of Service: 10/07/2020
Recipient: John Doe
Payee: John Doe
Source: Debit Card
Receipt Status: Not Needed

Filter By Reset Filters

Account

All Accounts

01/01/2020 - 12/31/2020

Health Care Account

01/01/2019 - 12/31/2019

Health Care Account

01/01/2018 - 12/31/2018

Health Care Account

Claim Status

All Claim Statuses

Paid

Receipt Status

All Receipt Statuses

Not Needed

Received

You can also filter your claims by:

- Account
- Claim Status
- Receipt Status

<input type="checkbox"/>	1/3/2020 3:48 AM	Auto-generated	Available Balance Statement	View
<input type="checkbox"/>	12/27/2019 3:04 AM	Auto-generated	Available Balance Statement	View
<input type="checkbox"/>	12/24/2019 4:07 AM	Auto-generated	Receipt Reminder	View

Remember, you can now **go mobile** by using your smart phone to access:

- FSA Account balances
- Submit claims for reimbursement
- Send receipts using a mobile device's camera
- Configure alerts via text message

Easily check your information now using an iPhone, iPod Touch, iPad or Android-powered device.